

THIS DRAWING IS UNPUBLISHED. RELEASED FOR PUBLICATION
 © COPYRIGHT BY TYCO ELECTRONICS CORPORATION. ALL RIGHTS RESERVED.

LOC	DIST	REVISIONS			
P	LTR	DESCRIPTION	DATE	DWN	APVD
FT	0	A	REVISED PER ECO-07-002995	2/8/07	SS SRY

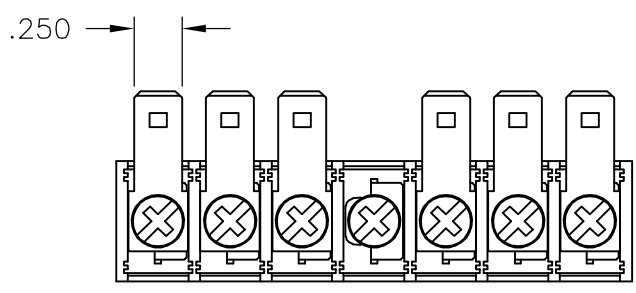
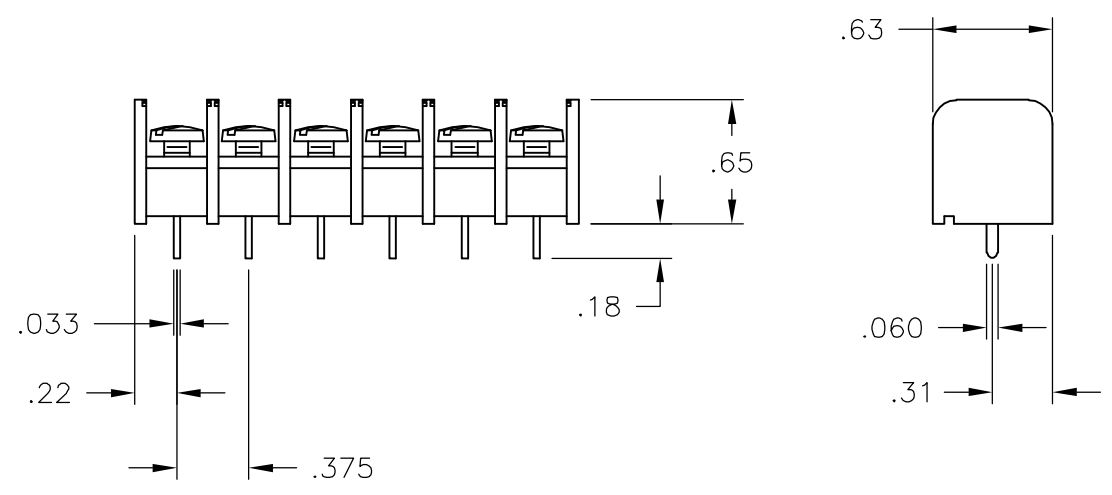
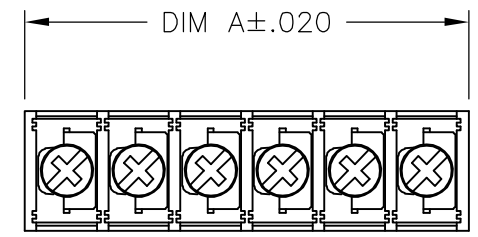
MATERIALS:
 HOUSING: POLYAMIDE, UL94V-0, BLACK.
 TERMINALS: COPPER ALLOY, TIN PLATED.
 SCREWS: STEEL, ZINC PLATED, UNLESS OTHERWISE STATED.

ELECTRICAL:
 RATING: 20A, UL & CSA.

MECHANICAL:
 WIRE RANGE: 12-22 AWG.
 MAXIMUM TIGHTENING TORQUE: 7 IN-LBS.
 RUNNING TORQUE: 0.5-4.0 IN-LBS.

ENVIRONMENTAL:
 CONTINUOUS OPERATING TEMP.: -40°C TO +105°C

- ① PRELIMINARY PART NUMBER.
- ② SCREWS ARE NICKEL PLATED BRASS.



1546834-6

DIM A	NO OF POS	CATALOG NUMBER	TYCO NUMBER
9.059	24	NC6-P107-24	2-1437664-7
8.684	23	NC6-P107-23	1546834-4
8.309	22	NC6-P107-22	2-1437664-6
7.934	21	NC6-P107-21	1546834-3
7.559	20	NC6-P107-20	2-1437664-5
7.184	19	NC6-P107-19	1546834-2
6.809	18	NC6-P107-18	1546834-1
6.434	17	NC6-P107-17	2-1437664-3
6.059	16	NC6-P107-16	2-1437664-2
5.684	15	NC6-P107-15	2-1437664-1
5.309	14	NC6-P107-14	2-1437664-0
4.934	13	NC6-P107-13	1-1437664-8
①② 4.559	12	NC6-P105-12	1-1546834-0
①② 4.559	12	NC6-P107-12	1-1437664-7
①② 4.184	11	NC6-P105-11	1546834-9
①② 4.184	11	NC6-P107-11	1-1437664-6
①② 3.809	10	NC6-P105-10	1546834-8
①② 3.809	10	NC6-P107-10	1-1437664-4
①② 3.434	9	NC6-P107-09	1-1437664-3
①② 3.059	8	NC6-P105-08	1546834-7
①② 3.059	8	NC6-P107-08	1-1437664-1
① 2.684	7	NC6-P107-07-060	1546834-6
① 2.684	7	NC6-P107-07	1-1437664-0
2.309	6	NC6-P107-06	1437664-9
1.934	5	NC6-P107-05	1437664-7
1.559	4	NC6-P107-04	1437664-6
1.184	3	NC6-P107-03	1437664-5
.809	2	NC6-P107-02	1437664-4

THIS DRAWING IS A CONTROLLED DOCUMENT.		DWN S SCHLEGEL 8/17/04	Tyco Electronics Corporation Harrisburg, Pa 17105-3608	
DIMENSIONS: INCHES		CHK S YODER 8/17/04		
TOLERANCES UNLESS OTHERWISE SPECIFIED:		APVD S YODER 8/17/04	NAME NC6-P107-XX ASSEMBLY	
0 PLC ± -		PRODUCT SPEC -	APPLICATION SPEC -	
1 PLC ± -		WEIGHT -	RESTRICTED TO -	
2 PLC ± .02		SIZE A3 CAGE CODE 00779 DRAWING NO C-1437664-4		
3 PLC ± .010		SCALE NTS SHEET 1 OF 1 REV A		
4 PLC ± -		CUSTOMER DRAWING		
ANGLES ± -				
FINISH -				